

**TECHNICAL DATA 589288201**

**LAMP INFO**

<b>Description:</b>	TL POMA cream E14
<b>Mark:</b>	20001 TL Table Lamp
<b>Reference:</b>	589288201
<b>Range:</b>	58928 POMA
<b>Code EAN:</b>	8421797892883
<b>Measures (mm):</b>	0160-0160-0250
<b>Weight (kg):</b>	-

<b>Lampholder/Watts:</b>	E14 G45 LED max. 9W	<b>CCT:</b>	-	<b>Switch:</b>	Cord switch
<b>Bulb included:</b>	No	<b>Lm:</b>	-	<b>USB_C:</b>	No
<b>Class:</b>	Class II	<b>Effi LS:</b>	-	<b>Shade:</b>	No
<b>IP:</b>	20	<b>CRI:</b>	-	<b>Dimmable:</b>	No
<b>Driver inc.:</b>	No	<b>Lamp Power:</b>	-		
<b>Voltage/Frequence:</b>	230V - 50Hz	<b>Applied Standard:</b>	CE / LVD		

**PACKAGING DETAILS**

	Individual Box	Outer Box	Master Box
<b>Type:</b>	MDC - BROWN PRINTED	MDC - MARRON / BROWN	
<b>Units:</b>	1.00	6.00	0.00
<b>Measures:</b>	0175-0175-0260	0550-0370-0275	_____
<b>Gross Weight (kg):</b>	-	-	-
<b>CTN 40':</b>	6.004,00		

**OBSERVATIONS**

---



---



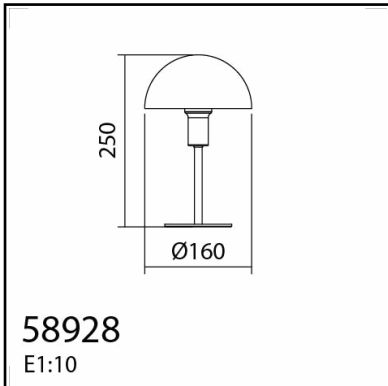
---



---



---



**TECHNICAL DATA 589286201**

LAMP INFO	
Description:	TL POMA Mbss + Matt BK E14
Mark:	20001 TL Table Lamp
Reference:	589286201
Range:	58928 POMA
Code EAN:	8421797892869
Measures (mm):	0160-0160-0250
Weight (kg):	-

Lampholder/Watts:	E14 G45 LED max. 9W	CCT:	-	Switch:	Cord switch
Bulb included:	No	Lm:	-	USB_C:	No
Class:	Class II	Effi LS:	-	Shade:	No
IP:	20	CRI:	-	Dimmable:	No
Driver inc.:	No	Lamp Power:	-		
Voltage/Frequence:	230V - 50Hz	Applied Standard:	CE / LVD		

**PACKAGING DETAILS**

	Individual Box	Outer Box	Master Box
Type:	MDC - BROWN PRINTED	MDC - MARRON / BROWN	
Units:	1.00	6.00	0.00
Measures:	0175-0175-0260	0550-0370-0275	_____
Gross Weight (kg):	-	-	-
CTN 40':	6.004,00		

**OBSERVATIONS**

---



---



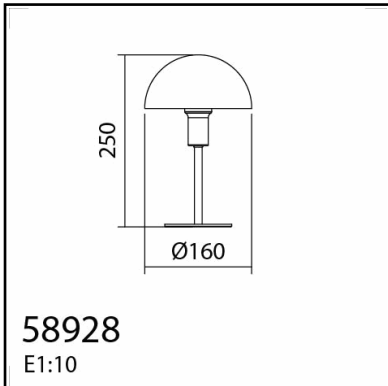
---



---



---



**TECHNICAL DATA 589289101**

**LAMP INFO**

Description:	TL POMA black E14
Mark:	20001 TL Table Lamp
Reference:	589289101
Range:	58928 POMA
Code EAN:	8421797892890
Measures (mm):	0160-0160-0250
Weight (kg):	-

Lampholder/Watts:	E14 G45 LED max. 9W	CCT:	-	Switch:	Cord switch
Bulb included:	No	Lm:	-	USB_C:	No
Class:	Class II	Effi LS:	-	Shade:	No
IP:	20	CRI:	-	Dimmable:	No
Driver inc.:	No	Lamp Power:	-		
Voltage/Frequence:	230V - 50Hz	Applied Standard:	CE / LVD		

**PACKAGING DETAILS**

	Individual Box	Outer Box	Master Box
Type:	MDC - BROWN PRINTED	MDC - MARRON / BROWN	
Units:	1.00	6.00	0.00
Measures:	0175-0175-0260	0550-0370-0275	_____
Gross Weight (kg):	-	-	-
CTN 40':	6.004,00		

**OBSERVATIONS**

---



---



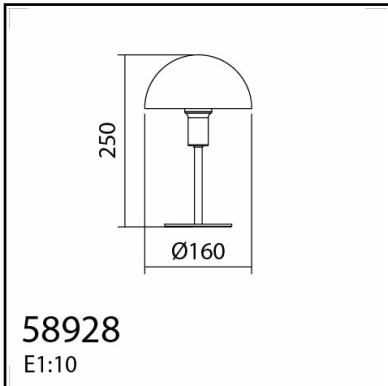
---



---



---



**TECHNICAL DATA 589286301**

**LAMP INFO**

<b>Description:</b>	TL POMA Mbss + matt cream E14
<b>Mark:</b>	20001 TL Table Lamp
<b>Reference:</b>	589286301
<b>Range:</b>	58928 POMA
<b>Code EAN:</b>	8421797892852
<b>Measures (mm):</b>	0160-0160-0250
<b>Weight (kg):</b>	-

<b>Lampholder/Watts:</b>	E14 G45 LED max. 9W	<b>CCT:</b>	-	<b>Switch:</b>	Cord switch
<b>Bulb included:</b>	No	<b>Lm:</b>	-	<b>USB_C:</b>	No
<b>Class:</b>	Class II	<b>Effi LS:</b>	-	<b>Shade:</b>	No
<b>IP:</b>	20	<b>CRI:</b>	-	<b>Dimmable:</b>	No
<b>Driver inc.:</b>	No	<b>Lamp Power:</b>	-		
<b>Voltage/Frequence:</b>	230V - 50Hz	<b>Applied Standard:</b>	CE / LVD		

**PACKAGING DETAILS**

	Individual Box	Outer Box	Master Box
<b>Type:</b>	MDC - BROWN PRINTED	MDC - MARRON / BROWN	
<b>Units:</b>	1.00	6.00	0.00
<b>Measures:</b>	0175-0175-0260	0550-0370-0275	_____
<b>Gross Weight (kg):</b>	-	-	-
<b>CTN 40':</b>	6.004,00		

**OBSERVATIONS**

---



---



---



---



---